



Reliable, Long-Lasting Power with
Our Premium Product Range!





Company Overview

SunGarner Energies Ltd. is one of India's leading integrated sustainable energy companies. We deliver comprehensive solutions for solar power, energy generation, and conservation under one roof, powered by advanced technologies (**BESS**). With a team that embraces challenges positively, we are committed to providing eco-friendly, customer-focused, and innovative engineering solutions that benefit both industry and society.

Seltrik Electric India Pvt. Ltd., a wholly owned subsidiary of SunGarner Energies Ltd. (listed on the National Stock Exchange), specializes in **Home Inverters, Solar Inverters, Lithium Batteries, Wall Mounted In-built Lithium Inverter** serving diverse energy needs across India.

SunGarner Green Asset Pvt. Ltd., established in June 2024, is dedicated to building and managing renewable energy assets across India. As an **Independent Power Producer (IPP)**, we develop and operate large-scale solar and hybrid projects under CAPEX, OPEX, and RESCO models, enabling clients to adopt clean energy without upfront investment.



Vision & Mission

To become a premier engineering organization and a leader for all Power Requirements globally offering Power Generation and Energy Conservation Solutions under one roof with cutting edge technologies. We are focused to deliver environmental friendly, customer friendly engineered solutions and products for betterment of industries and society.

Our Mission is to add value to our customers with cost effective, energy efficient, innovative, and reliable power backup. SunGarner provides growth to every deserving individual associated with the company – be it employees, business partners and suppliers.

R&D and Engineering

Our innovative and professional team has achieved pioneering work of India's first Solar Online UPS which was acknowledged and recognized by premier institutions like IIT -BHU.

The in-House Engineering and R&D capability enable us to develop and deploy bespoke product engineering capabilities including remote monitoring and management over various communication protocol.

Our In House R&D and manufacturing makes us one of the most reliable power solution providers of Pure Sine Wave solar Online UPS, Solar MPPT PCU & Batteries.



Products & Services:

Sine Wave Inverters

- » Non Solar 550VA - 10KVA

Solar Inverters

- MPPT
- » 1100VA - 10KVA
- PWM
- » 1100VA - 3KVA

Lithium-ion Supported Inverters

- Non Solar
- » 1100VA - 3KVA
- MPPT
- » 1100VA - 60KVA
- PWM
- » 1100VA - 3KVA

Rooftops

- » Solar Grid Tied
- » Solar Off Grid

Wall Mounting Inverter with In-Built Lithium-iron

Batteries

- » Lithium-ion Batteries
(12.8V 80Ah - 384V-100Ah)

PV Module

- » Polycrystalline 40-335 Wp
- » Monocrystalline 100-400 Wp & above

Battery Energy Storage System (BESS)

Energy Storage System (ESS)

Services


- » OEM
- » In house R&D and Engineering
- » In House Quality Center
- » Service Centers



10000+ Installations in
23+ States across India

100+ Industrial
Solar Power Plants

Saves 36 Million Electrical Units pa equivalent to the savings of 5
Million USD for Its customers annually



Industry We Cater

Process Industry

Pharma

Machine Manufacturing

Schools & Institutions

Textile

Poultry, Agri & Cold Storages

Healthcare & Hospitality

Residential

Filling Stations

Certifications



ISO 9001:2015



ISO 14001:2015



IHSAS 45001



Bureau Veritas 1828



MNRE Certificate



Bureau of India Standards



Standard organisation fo Nigeria



IEC 60068 | IEC 61000 | IEC 62109
IEC 62116 | IEC 60255 | IEC 61683:1999

BIS Certified Inverters



An ISO 9001, OHSAS 18001 Certified

Pure Sine Wave UPS Lead Acid & Lithium-ion Battery Supported

Submersible Pump Can Run

In the field of Inverter Technology, SunGarner Energies Present exclusive Series of Sine Wave Home UPS & Static Inverter.

This is the result of mutual degree of agreement among the enthusiastic and professional technocrats of Sungarner Team of individual domain to match the international standard of manufacturing to develop Reliable, trouble free, principally high standard of products. Class of Quality and testing procedures ensures that all our inverter and UPS performs even when subject to critical Conditions.

Sungarner system offers stability both in voltage & frequency, henceforth power harnessed from the system is nearest to the truth value, especially for inductive load.

Highlights

- Selectable battery charging current (High /Low).
- Resettable A.C. Fuse.
- Over Temperature Protection
- Deep Discharge Battery charging from A.C. Mains.
- Protection such as Mains Fuse Trip, Overload, Short Circuit, Battery low, Over Temperature indication with buzzer as well as display on LCD available.
- Battery Equalizer inside to increase battery life & backup (Not applicable for Lithium-ion Battery)
- Soft start technology
- Cold start technology
- ATC (automatic temperature compensation technology)
- Charging Ampere adjustable (0,5,10 & 15 Amp) in inverter
- AC Mains available, battery charging /charged and its voltage indication provided on LCD display.
- Battery type charging selection (Tubular /Flat /SMF/GEL).
- DSP Based Design with absolute and stable Sine Wave output voltage and frequency
- Resettable AC circuit breaker which reduce service calls.
- Selectable mode for UPS/Inverter.
- More back-up being a Sine Wave UPS (ASIC Control)
- External DC fuse for reverse battery protection.
- Bypass switch in case of any fault.
- Comprehensive LCD Display.

Applications

- ➔ Power back up for domestic and small scale set up such as shop, offices etc.
- ➔ Compatible to serve household loads including small water pumps

Technical Specifications

Pure Sine Wave UPS Lead Acid & Lithium-ion Battery Supported

Model No. (Lead Acid)	SK0512N	SK0712N	SK1112N	SK1724N	SK2224N	SK2524N	S3024N	SK3548N	SK5048N
Model No. (LITHIUM-ION BATTERY)	SKL0512N	SKL0712N	SKL1112N	SKL1724N	SKL2224N	SKL2524N	SKL3024N	SKL3548N	SKL5048N
Ratings	550VA	750VA	1100VA	1750VA	2200VA	2500VA	3000VA	3500VA	5000VA
ONLY For Lithium-ion (No. of cells)	4S			8S			15S/16S		
Nominal DC	12V/12.8V			24V/25.6V			48V		
Switching Element	MOSFET								
Controller	DSP IC 32 BIT								
Inverter Parameters									
Output Voltage	220V ± 8%, 1φ								
Output Frequency	50Hz ± 1								
Max Load (±5%)	400W BULB LOAD	600W BULB LOAD	800W BULB LOAD	1200W BULB LOAD	1600W BULB LOAD	8A	9.5A	11A	17A
Isolation Transformer	Provided Inbuilt								
Crest Factor	03:01								
Output Waveform	Pure Sinusoidal								
THD (Linear Load)	< 3%								
THD (Non-Linear Load)	< 5%								
Overload	>100%,15 Second								
Inverter Efficiency	>85%								
Changeover Time	Battery to Mains		< 10ms						
	Mains to Battery		< 12ms						
Protections & Alarm	Over and under voltage Grid, Overload, Battery Low & High, Short Circuit, Over Temperature								
Display Parameters	Input Voltage, Frequency, Battery - Voltage & Current								
Grid Input Parameters									
Input Low Cut Voltage	90V ± 5V INV & 180V± 5V UPS MODE						120V ± 5V (SATEABLE)		
Input Low Recovery Voltage	> 100V ± 5V INV & 190V± 5V UPS MODE						> 130V ± 5V		
Input High Cut Voltage	290V ± 5V INV & 260V± 5V UPS MODE						270V ± 5V (SATEABLE)		
Input High Recovery Voltage	< 280V ± 5V INV & 250V± 5V UPS MODE						< 260V ± 5V		
Input Frequency Range	47Hz - 53Hz								
Battery Parameters									
BATTERY TYPE	LEAD ACID BATTERY				LITHIUM-ION BATTERY				
Battery Low Buzzer	10.7V ± 0.2V Per Battery				2.95V Per Cell				
Battery Low Cut	10.5V ± 0.2V Per Battery				2.9V Per Cell				
Battery Flot	13.5V ± 0.2V Per Battery				N/A				
Battery Boost	14.5V ± 0.2V VPer Battery				3.55V Per Cell				
Enclosure	IP 20								
Operating Temp.	0 to 40 Deg C								
Humidity	Up to 95% Rh (non-condensing)								
Cooling	Forced Air								
Noise	< 55 dB, distance 1 meter								
Dimensions in mm (L X W X H)	325X165X320				330X210X355			600x350x482	700x350x520
Weight (Approx. Kgs.)	6.5 Kgs.	7.5 Kgs.	8.5 Kgs.	11 Kgs	16 Kgs	19 Kgs	35 Kgs	45 Kgs	
Bypass Switch	Relay								SCR
Wheels	Not Provided						Provided		



BIS Certified Inverters

An ISO 9001, OHSAS 18001 Certified

**Submersible
Pump Can Run**

PWM Solar PCU Lead Acid & Lithium-ion Battery Supported

In the field of Inverter Technology, SunGarner Energies Present exclusive Series of Sine Wave Home UPS & Static Inverter.

This is the result of mutual degree of agreement among the enthusiastic and professional technocrats of Sungarner Team of individual domain to match the international standard of manufacturing to develop Reliable, trouble free, principally high standard of products. Class of Quality and testing procedures ensures that all our inverter and UPS performs even when subject to critical Conditions.

Sungarner system offers stability both in voltage & frequency, henceforth power harnessed from the system is nearest to the truth value, especially for inductive load.

Highlights

- Selectable battery charging current (High /Low).
- Resettable A.C. Fuse.
- State of the art MOSFET based PWM technology with greater efficiency at lower cost with Dynamic Stability
- Over Temperature Protection
- Three stage solar charging (TSSC) suitable for all types of battery charging ..
- Deep Discharge Battery charging from A.C. Mains.
- Grid charging enable /disable options which makes it fully compatible with solar.
- Protection such as Mains Fuse Trip, Overload, Short Circuit, Battery low, Over Temperature indication with buzzer as well as display on LCD available.
- Battery Equalizer inside to increase battery life & backup (not applicable for Lithium-ion Battery)
- Soft start technology
- Cold start technology
- ATC (automatic temperature compensation technology)
- Grid charging through multiple settings (0,5,10 & Amp)
- AC Mains available, battery charging /charged and its voltage indication provided on LCD display.
- DSP Based Design with absolute and stable Sine Wave output voltage and frequency
- Resettable AC circuit breaker which reduce service calls.
- Selectable mode for UPS/Inverter.
- More back-up being a Sine Wave Inverter (ASIC Control)
- External DC fuse for reverse battery protection.
- Bypass switch in case of any fault.

Applications

- Power back up for domestic and small scale set up such as shop, offices etc.
- Compatible to serve household loads including small water pumps

Technical Specifications

PWM Solar PCU Lead Acid & Lithium-ion Battery Supported

Model No. (Lead Acid)	SK1112P	SK1724P	SK2124P	SK2524P	SK3024P
Model No. (LITHIUM-ION BATTERY)	SKL1112P	SKL1724P	SKL2124P	SKL2524P	SKL3024P
Ratings	1100VA	1750VA	2100VA	2500VA	3000VA
ONLY For Lithium-ion (No. of Cells)	4S	8S			
Nominal DC(Lead Acid /Lithium-ion)	12V/12.8V	24V/25.6V			
Switching Element	MOSFET				
Controller	DSP IC 32 BIT				
Charging Mode	Priority(Grid/Solar)				
Solar Parameters					
PWM	17V-30V	32V-60V			
For Max Current (MPPT)	50A			60A	
Battery Charging by Solar	20A				
Inverter Parameters					
Output Voltage	220V ± 8%, 1φ				
Output Frequency	50Hz ± 1				
Max Load (±5%)	800W BULB LOAD	1200W BULB LOAD	1600W BULB LOAD	8A	9.5A
Isolation Transformer	Provided Inbuilt				
Crest Factor	03:01				
Output Waveform	Pure Sine Wave				
THD (Linear Load)	< 3%				
THD (Non-Linear Load)	< 5%				
Overload	>100%,15 Second				
Inverter Efficiency	>85%				
Change over Time	Inverter to Mains	< 10ms			
	Mains to Inverter	< 12ms			
Protections & Alarm	Over and under voltage Grid, Overload, Battery Low & High, Short Circuit, Over Temperature				
Grid Input Parameters(UPS MODE) IT Load					
Input Low Cut Voltage	180V ± 5V				
Input Low Recovery Voltage	> 190V ± 5V				
Input High Cut Voltage	260V ± 5V				
Input High Recovery Voltage	< 250V ± 5V				
Grid Input Parameters(Inverter MODE)					
Input Low Cut Voltage	90V ± 5V				
Input Low Recovery Voltage	> 100V ± 5V				
Input High Cut Voltage	290V ± 5V				
Input High Recovery Voltage	< 280V ± 5V				
Input Frequency Range	47Hz - 53Hz				
Battery Charging by Grid	Disable, 5A,10A(Default),15A (Sateable)				
Battery Parameters					
Battery Type	Lead Acid Battery			Lithium-ion Battery	
Battery Low Buzzer	10.7V ± 0.2V Per Battery			2.95V Per Cell	
Battery Low Cut	10.5V ± 0.2V Per Battery			2.9V Per Cell	
Battery Flot	13.5V ± 0.2V Per Battery			N/A	
Battery Boost	14.5V ± 0.2V Per Battery			3.55V Per Cell	
Grid Charging Voltage (Equalize)	15.5V ± 0.2V Per Battery(After 30 Days)			N/A	
Protection	Overload, Battery Low, Battery High, Output Short Ckt., Battery Reverse , Over Heat @90°C + 10°C , Over/Under Frequency, I/P Hi, I/P Low, SPV High.				
Display Parameters	LCD display for Input Voltage, Frequency, Battery - Voltage & Current,Load %, Solar -Voltage & Current & Power				
Display Alarms Protection	Output load Percentage, Grid - On / Fail / High / Low, Battery - Low Pre-alarm / Low Trip , Inverter - On / OFF, Overload				
Enclosure	IP 20				
Operating Temp.	0 to 40 Deg C				
Humidity	Up to 95% Rh (non-condensing)				
Cooling	Forced Air (FAN)				
Noise	< 55 dB, distance 1 meter				
Dimensions in mm (L X W X H)	230x272x111		280x274x258	345x335x230	
Weight (Approx. Kgs.)	12 Kgs		22 Kgs	25 Kgs	27 Kgs
Bypass Switch	Relay				
Wheels	Not Provided				



BIS Certified Inverters

An ISO 9001, OHSAS 18001 Certified

MPPT Solar PCU Lead Acid & Lithium-ion Battery Supported

MPPT Solar Inverters are a next generation solar inverters, High efficiency MPPT technology ensure 20% to 30% more solar power harvesting from the same capacity solar panels as compare to other technology. Its state-of-the art design and intelligent control optimizes the yield of all PV installations in residential, offices, rural and other remote installations with very poor or no grid availability. It consists of MPPT based solar charge controller and bi-directional inverter with transformer on the AC side. Transformer based design makes our inverter more rugged and reliable in worst grid input conditions. It provides uninterrupted Pure Sine Wave power at the load output using Solar, Battery and grid input in customizable order of priority.

Latest DSP based control ensures excellent performance and protection from any kind of malfunction. The high conversion efficiency helps in longer battery backup. Ease of operation and Plug 'N' Use type of design make it the ideal product for all kinds of users.

Highlights

- **Efficiency:**

- MPPT Charge Controller @95%
- MPPT PCU / Inverter @85%
- MPPT Tracking Efficiency @99.5%

- **Solar Feature:**

- Sharing current solar with grid
- High efficiency

- **ATC (Automotive Temperature Compensation)**

- when temperature is below 25 degree, ATC is working to boost the battery V to optimum load so that you get the more back up.
- When temp. is above 25 degree, ATC is saving power in charging to reduce boost V.

- **Grid Charging** through multiple settings (0,5,10 & 15 Amp)

- **Battery Equalizer** inside to increase battery life & backup (not applicable for Lithium battery)

- Charge sharing features in Solar PCU
- Bi-Directional Technology
- Special in built MCB, which trips & protects all your appliances even before the traditional MCB can respond. (7.5KVA onwards)
- Isolation transformer, which provides safety to the user & the appliances.
- Generator compatible (50 Hz +/- 3%)
- 30% more efficient than conventional PWM/PCU
- Soft start technology
- Cold start technology
- Shows Charging Volt of the Battery
- DSP based automatic battery level management
- Compatible with Inverter load as well as UPS load
- Bypass switch for manual Operation
- Protection Inverter Batt. Low, Batt. High, Overload, Short Circuit, Overtemp, PV Reverse, PCB Trip/Fuse Trip.
- Selected Priority Modes for Solar/Grid/Battery.



Ministry of New and Renewable Energy
Government of India



>>PP<<

PB



INTERNATIONAL CERTIFICATIONS

FOR EXPORT
ALSO

Technical Specifications

MPPT Solar PCU Lead Acid & Lithium-ion Battery Supported

Model No.(Lead Acid)	SK1112M	SK2124M	SK2524M	SK3024M	SK3548M	SK5048M	SK7596M	SK10120M
Model No.(LITHIUM-ION BATTERY)	SKL1112M	SKL2124M	SKL2524M	SKL3024M	SKL3548M	SKL5048M	SKL7596M	SKL10120M
Ratings	1100VA	2100VA	2500VA	3000VA	3500VA	5000VA	7500VA	10KVA
ONLY For Lithium-ion (No. of cells)	4S	8S			15/16S		30S	38S
Nominal DC(Lead Acid /Lithium-ion)	12V/12.8V	24V/25.6V			48V		96V	120V/121.6V
Switching Element	MOSFET						IGBT	
Controller	DSP IC 32 BIT							
Charging Mode	Priority(Grid/Solar)							
	Solar Parameters							
MPPT	22V-50V	45V-100V			80V-160V		160V-350V	200V-400
For Max Current (MPPT)	30A	50A	60A		50A	60A	70A	70A
Battery Charging by Solar	20A							
	Inverter Parameters							
Output Voltage	220V ± 8%, 1φ							
Output Frequency	50Hz ± 1							
Max Load (±5%)	800W BULB LOAD	1600W BULB LOAD	8A	9.5A	10.5A	16A	26A	34A
Isolation Transformer	Provided Inbuilt							
Crest Factor	03:01							
Output Waveform	Pure Sine Wave							
THD (Linear Load)	< 3%							
THD (Non-Linear Load)	< 5%							
Overload	>100%,15 Second							
Inverter Efficiency	>85%							
Changeover Time	Inverter to Mains		< 10ms					
	Mains to inverter		< 12ms					
Protections & Alarm	Over and under voltage Grid, Overload, Battery Low & High, Short Circuit, Over Temperature				Over and under voltage Grid, Overload, Battery Low & High, Short Circuit, Over Temperature			
	Grid Input Parameters(UPS MODE) IT Load							
Input Low Cut Voltage	180V ± 5V							
Input Low Recovery Voltage	> 190V ± 5V							
Input High Cut Voltage	260V ± 5V							
Input High Recovery Voltage	< 250V ± 5V							
	Grid Input Parameters(Inverter MODE)							
Input Low Cut Voltage	90V ± 5V				120V ± 5V			
Input Low Recovery Voltage	> 100V ± 5V				> 130V ± 5V			
Input High Cut Voltage	290V ± 5V				270V ± 5V			
Input High Recovery Voltage	< 280V ± 5V				< 260V ± 5V			
Input Frequency Range	47Hz - 53Hz							
Battery Charging by Grid	Disable, 5A, 10A (Default), 15A (Sateable)							
	Battery Parameters							
Battery Type	Lead Acid Battery				Lithium-ion Battery			
Battery Low Buzzer	10.7V ± 0.2V Per Battery				3.0V PER CELL			
Battery Low Cut	10.5V ± 0.2V Per Battery				2.9V PER CELL			
Battery Flot	13.5V ± 0.2V Per Battery				N/A			
Battery Boost	14.5V ± 0.2V Per Battery				3.5V PER CELL			
Grid Charging Voltage (Equalize)	15.5V ± 0.2V Per Battery(After 30 Days)				N/A			
Protection	Overload, Battery Low, Battery High, Output Short Ckt., Battery Reverse ,Over Heat @90°C + 10°C , Over/Under Frequency, I/P Hi, I/P Low, SPV High.							
Display Parameters	LCD display for Input Voltage, Frequency, Battery - Voltage & Current,Load %, Solar -Voltage & Current & Power ,Temperature							
Display Alarms Protection	Output load Percentage, Grid - On / Fail / High / Low, Battery - Low Pre-alarm / Low Trip , Inverter - On / OFF, Overload Trip, Temperature							
Enclosure	IP 20							
Operating Temp.	0 to 40 Deg C							
Humidity	Up to 95% Rh (non-condensing)							
Cooling	Forced Air (FAN)							
Noise	< 55 dB, distance 1 meter							
Dimensions in mm (L X W X H)	230x272x111	280x274x258	345x335x230		600x350x482	700x350x520	700x350x520	
Weight (Approx. Kgs.)	12 Kgs	22 Kgs	25 Kgs	27 Kgs	39 Kgs	55 Kgs	65 Kgs	78 Kgs
Bypass Switch	Relay					SCR		
Wheels	Not Provided					Provided		



LiFePO4 Battery

This specification applies to SunGarner Energies Limited, design and development of the battery, it is the basis of product design, production and inspection. The role of understanding the quality of the product and the correct method of use.

Safe Performance

No.	Item	Feature.	Measurement
1.	Over-charge performance	No fire, No exploding, No smoking obtained	After standard charge, the battery shall be charged at 0.5C
2.	Over-discharge performance	No fire, No exploding, No smoking obtained	After discharged to the cut-off voltage, the battery shall be subjected to a short-circuit condition with a load of resistance less than 30Ω for 24 hour.
3.	Short-circuit performance under room temperature	No fire, No exploding, No smoking obtained	After standard charged, put the cell/battery into the explosion-proof with glass cover to short the positive and the negative for the battery (the total impedance is less than 100mΩ) for 1 hour

Storage

Item	Criteria
Storage Temperature	Short period less than 1 month
	Long period less than 3 month
	Long period more than 3 month
Relative Humidity	≤75%RH
Charged	About 40%~60% charged state

The batteries should be stored at room temperature, charged to about 30%~50% of capacity. We recommend that batteries be charged about once per 1 month to prevent over discharge.



Battery Parameters											
Model		SK8012L	SK10012L	SK8024L	SK10024L	SK10048L	SK10096L	SK100120L	SK100192L	SK100240L	SK100384L
Battery Voltage(V)		12.8		25.6		48	96	121.6	192	240	384
Battery Capacity (Ah)		80	100	80	100	100					
Battery Energy (Wh)		1024	1280	2048	2560	4800	9600	12000	19200	24000	38400
Series Cell		4S		8S		15S	30S	38S	60S	75S	120S
No. of Cell		4		8		15	30	38	60	75	120
Standard Discharge 25°C	Max. constant current	80A	100A	80A	100A	100A	100A	100A	100A	100A	100A
	Cut-off voltage(V)	10.8	10.8	21.6	21.6	42	84	106	168	210	336
Standard Charge 25°C	Recommended Max. charging current	40A	50A	40A	50A	50A	50A	50A	50A	50A	50A
	Cut-off voltage(V)	14.5	14.5	29	29	54.5	106.5	136	216	270	426
Round trip efficiency(%)		>98%									
Calendar life 25°C		>10 years									
Cycle life (0.2C, 25°C)		80% DOD 3500 cycles									
Recommend operating temperature		Charging: 0°C~60°C Discharging: -20°C~60°C									
BMS Parameters											
Charging Voltage	Cell Voltage Protection	3.75V Protection/Recover at 3.6V									
Discharging Voltage	Cell Voltage Protection	2.5V Protection/Recover at 3.1V									
Charging Current	Normal	≤40A	≤50A	≤40A	≤50A						
	Over Current Protection 1	>100A and <120A Delay 30s ,recovery in									
Discharging Current	Normal	≤80A	≤100A	≤80A	≤100A						
	Over Current Protection 2	>120A and <150A Delay 3s ,recovery in									
	Short Circuit Protection	≥200A Delay 1mS									
Cell Temp 1	Low temp protection	Charging < 0°C/Discharging <- 20°C ,Delay 1~2S									
Cell Temp 2	High temp protection	Charging >70°C/Discharging >75°C ,Delay 1~2S									
Cell Balance	Make all cells be balance during charging process. Current: 150mA	$V_{Max} \geq 3.40V$ and $V_{Max} - V_{Min} \geq 40mV$, Start balance/All cell voltages $\leq 3.65V$ and $V_{Max} - V_{Min} \leq 40mV$, Stop balance									
Dimension	Rack * Dimension(L*B*H)	290x155X285	290x155X285	370x250x160	370x250x160	480x350X270	610X650X600	1X525X525 X900	1X525X525X1792		2X525X525 X1792
Weight	Weight	12Kgs	12Kgs	21Kgs	21Kgs	42Kgs	102Kgs	133Kgs	216 Kgs	250 Kgs	432 Kgs





WE ARE GOING TO LAUNCH...

SELTRIK WALL MOUNTED INVERTER WITH IN BUILT LITHIUM IRON PHOSPHATE (LiFePO4)

Li+ Solar Inverter / Sine Wave Inverter



Table Top Inverter with In Built Lithium-ion Battery



ALL IN ONE POWER STATION

- LifePo4 Battery In-Built
- LifePo4 Battery Life 8-10 years
- Smart BMS Safety Technologies, Charging Time 4-5 Hours
- All in one system, Built in Smart Inverter, Maintenance Free
- Compact & Indoor Workable, Cost Effective Choice in Long Term
- No Fumes & Acid Spills
- * Cycle Life: 3000 - 3500

TRADITIONAL UPS/INVERTER

- Lead-Acid Battery
- Lead-Acid Battery Life 2-3 Years
- Fast Energy Consumption, Charging Time 10-12 Hours
- UPS & Separate Battery, Water Topping Enhance, Cost, Time & Labor
- Replacement After 3-4 Years, Less Cost Effective
- Fumes & Acid Spills Occur
- * Cycle Life: 700 - 1000

HOUSEHOLD ENERGY STORAGE SOLUTIONS

Inverter Energy offers a range of products designed for different applications, including in-built & external lithium-ion universal batteries and integrated energy storage inverters. Whether you're looking to transform your home into an eco-friendly, solar-powered residence, we have the perfect solution to fit your need, from **1100VA Wall Mounted, Table Top (1500VA-5KVA)**.



Fast Charging
Battery Charging
in 4:30 hours



90V Charging
Even at Low
Voltage



Built in BMS
Automatic Low & High
Battery Cut-Out



Long Cycle Life
3000-3500 Cycle Life Under
Normal Operating Conditions



Protection 24x7
Over-Load & Short
Circuit



Back-Up Time
3:15 Min. @400W LFP-PC
100Ah, 1280Wh

Technical Specifications

SELTRIK WALL MOUNTING INVERTER WITH IN-BUILT LITHIUM-IRON PHOSPHATE (LiFePO4)

Model with Rating		
Model No.	SKL1112P (Wall Mounted)	SKL1724P (Table Top)
Ratings	1100VA	1750VA
Switching Element	MOSFET	
Controller	32 BIT	
Max. Battery Capacity	200AH	
Nominal DC	12.8V	25.6V
Charging Mode	Priority (Grid/Solar)	
Dimension in MM (LxBXH)	270x175x475	380x286x290
Weight in KG	20 Kg	32 Kg

Solar Parameters		
Solar Input Range (PWM)	17V-35V	31V-60V
For Max Current	30A	50A

Inverter Parameters		
Output Voltage	220V±8%, 1φ	
Output Frequency	50Hz±1	
Max Load (±5%)	800W BULB LOAD	1200W BULB LOAD
Isolation Transformer	Provided Inbuilt	
Crest Factor	03:01	
Output Waveform	Pure Sinusoidal	
THD (Linear Load)	< 3%	
THD (Non-Linear Load)	< 5%	
Overload	>100%,15 Second	
Inverter Efficiency	>85%	
Change over Time	Inverter to Mains	<10ms
	Mains to Inverter	<12ms
Protections & Alarm	Over and under voltage Grid, Overload, Battery Low & High, Short Circuit, Over Temperature	

Battery Parameters			
Model		SK10012L	SK10024L
Battery Voltage(V)		12.8	25.6
Battery Capacity(Ah)		100	100
Battery Energy(Wh)		1080	2560
Series Cell		4S	8S
No. of Cell		4	8
Standard Discharge 25°C	Max. Constant Current	100A	100A
	Cut off Voltage (V)	10.8	21.6
Standard Charge 25°C	Recommended Max. Charging	50A	50A
	Cut off Voltage (V)	10.8	21.6
Round Trip Efficiency %		>98%	
Calendar Life 25°C		>10Years	
*Cycle Life (0.2C,25°C)		80% DOD 3500 Cycles	
Recommend Operating Temperature		Charging : 0°C - 60°C	
		Discharging : 20°C - 60°C	

BMS Protections		
Charging Voltage	Cell Voltage Protection	3.75V Protection /Recovery @ 3.1V
Discharging Voltage	Cell Voltage Protection	2.5V Protection /Recovery @ 3.1V
Charging Current	Normal	≤50A
Discharging Current	Normal	≤100A
	Over Current Protection - 1	>100 and <120A Delay 30s
	Over Current Protection - 2	>120 and <150A Delay 30s
	Short Circuit Protection	≥200A Delay 1mS
Cell Temp 1	Low Temp Protection	Charging<0°C/Discharging<-20°C, Delay 1 2S
Cell Temp 2	High Temp Protection	Charging<70°C/Discharging<-75°, Delay 1 2S

SINGLE PHASE ON-GRID INVERTER DATASHEET

SEL 1.5ON-1P | SEL 2.2ON-1P | SEL 3.0ON-1P
SEL 4.0ON-1P | SEL 5.0ON-1P | SEL 6.0ON-1P



BIS Certified



10 Years Warranty



Easy to Service



Cloud Based Monitoring



Zero Export & VSG Application



Low Start-Up Voltage of 80V



Wide Output Voltage Range



Inbuilt Wifi GPRS (Optional)



20A String Current



Suited for Outdoor

Technical Specifications

SINGLE PHASE ON-GRID INVERTER

MODEL	SEL 1.5ON-1P	SEL 2.2ON-1P	SEL 3.0ON-1P	SEL 4.0ON-1P	SEL 5.0ON-1P	SEL 6.0ON-1P
Input Side						
MAX. DC Input Power (KW)	2	2.9	3.9	5.2	6.5	7.8
MAX. DC Input Voltage (v)	550					
Start up DC Input Voltage(V)	80					
MPPT Operating Range (v)	70-500					
MAX DC Input Current (A)	20					
MAX Short Circuit Current (A)	30					
No. Of MPP Tracker	1					
No. strings per MPP Tracker	1			2		
Output Side						
Rated Output Power (KW)	1.5	2.2	3	4	5	6
MAX. Active Power (KW)	1.65	2.42	3.3	4.4	5.5	6.6
Rated Output Voltage/range (V)	230V AC (L + N + E)					
Rated Grid Frequency (Hz)	50/60(Optional)					
Operating Phase	Single Phase					
Rated Ac Grid Output Current	6.5	9.6	13	17.4	22.8/21.8	27.3/26.1
Max. AC Output Current (A)	7.2	10.5	14.3	19.1	25/24	30/28.7
Output Power Factor	0.8 leading to 0.8 lagging					
Total Harmonics Current Distortion (THDi)	<3%					
DC Injection Current (mA)	<0.5%					
Grid Frequency Range (Hz)	45-55					
Efficiency						
Max. Efficiency (Inverter)	97.30%	97.30%	97.50%	97.50%	97.50%	
Euro Efficiency	97.10%	97.10%	97.30%	97.30%	97.00%	
MPPT Efficiency	>99%					
Protection						
DC Reverse - Polarity Protection	Yes					
AC Short Circuit Protection	Yes					
AC Output Overcurrent Protection	Yes					
Output Overvoltage Protection	Yes					
Insulation Resistance Protection	Yes					
Ground Fault Monitoring	Yes					
Anti- Islanding Protection	Yes					
Temperature Protection	Yes					
Integrated DC Switch	Yes					
Remote Software Upload	Yes					
Remote Change Operating Parameters	Yes					
Surge Protection	DC Type II / AC Type II					
General Data						
Size(mm)	280Wx310Hx184D			330Wx323Hx190D		
Colour Shade	383636 & 716C					
Weight(kg)	4.8			7.7		
Topology	Transformerless					
Internal Consumption	<1W(Night)					
Operating Temperature	-25°C to + 60°C (derating above 45°)					
Ingress Protection	IP65					
Noise Emission (Typical)	≤ 35dB					
Cooling Type	Natural Cooling					
Max. Operating Altitude Without Derating	2000m			3000m		
Certifications	IEC 62116, IEC 61727, IEC60068-2-1,2,14,30,27,64 , IEC 61683, IEC 61000 1/2, IEC 62109-1&2					
Humidity	0-100% (Non Condensing)					
Features						
Display	LCD1602					
Interface	RS485/RS232/Wifi/GPRS					

THREE PHASE RESIDENTIAL SERIES ON-GRID INVERTER DATASHEET

SEL 5.0ON-3P | SEL 6.0ON-3P
SEL 8.0ON-3P | SEL 10ON-3P
SEL 12ON-3P



BIS Certified



10 Years Warranty



Easy to Service



Cloud Based Monitoring



Zero Export & VSG Application



Low Start-Up Voltage of 80V



Wide Output Voltage Range



Inbuilt Wifi GPRS (Optional)



20A String Current



Suited for Outdoor

Technical Specifications

THREE PHASE ON-GRID INVERTER

MODEL	SEL 5.0ON-3P	SEL 6.0ON-3P	SEL 8.0ON-3P	SEL 10ON-3P	SEL 12ON-3P
Input Side					
MAX. DC Input Power (KW)	6.5	7.8	10.4	13	15.6
MAX. DC Input Voltage (v)	1100				
Start up DC Input Voltage(V)	140				250
MPPT Operating Range (v)	120-1000				200-1000
MAX DC Input Current (A)	20+20				
MAX Short Circuit Current (A)	30+30				
No. Of MPP Tracker	2				
No. strings per MPP Tracker	1+1				
Output Side					
Rated Output Power (KW)	5	6	8	10	12
MAX. Active Power (KW)	5.5	6.6	8.8	11	13.2
Rated Output Voltage/range (V)	400V AC (3P + N + E)				
Rated Grid Frequency (Hz)	50/60(optional)				
Operating Phase	Three Phase				
Rated Ac Grid Output Current	7.6/7.2	9.1/8.7	12.1/11.6	15.2/14.5	18.2/17.4
Max. AC Output Current (A)	8.3/8	10/9.6	13.3/12.7	16.7/15.9	20/19.1
Output Power Factor	0.8 Leading to 0.8 lagging				
Total Harmonics Current Distortion (THDi)	<0.3%				
DC Injection Current (mA)	<0.5%				
Grid Frequency Range (Hz)	45-55				
Efficiency					
Max. Efficiency (Inverter)	98.30%				
Euro Efficiency	97.50%				
MPPT Efficiency	>99%				
Protection					
DC Reverse - Polarity Protection	Yes				
AC Short Circuit Protection	Yes				
AC Output Overcurrent Protection	Yes				
Output Overvoltage Protection	Yes				
Insulation Resistance Protection	Yes				
Ground Fault Monitoring	Yes				
Anti- Islanding Protection	Yes				
Temperature Protection	Yes				
Integrated DC Switch	Yes				
Remote Software Upload	Yes				
Remote Change Operating Parameters	Yes				
Surge Protection	DC Type II / AC Type II				
General Data					
Size(mm)	330Wx457Hx203D				
Colour Shade	383636 & 716C				
Weight(kg)	11				
Topology	Transformerless				
Internal Consumption	<1W(Night)				
Operating Temperature	-25°C to + 60°C (derating above 45°)				
Ingress Protection	IP65				
Noise Emission (Typical)	≤ 30dB				
Cooling Type	Natural Cooling				
Max. Operating Altitude Without Derating	4000m				
Certifications	IEC 62116, IEC 61727, IEC60068-2-1,2,14,30,27,64 , IEC 61683, IEC 61000 1/2, IEC 62109-1&2				
Humidity	0-100% (Non Condensing)				
Features					
Display	LCD1602				
Interface	RS485/RS232/Wifi/GPRS				

SINGLE PHASE HYBRID INVERTER

SEL-0304HY1P | SEL-3605HY1P | SEL-0506HY1P | SEL-0608HY1P
SEL-0810HY1P | SEL-1012HY1P



-  BIS Certified
-  Easy to Service
-  Cloud-Based Monitoring
-  5 Years Warranty
-  Transformerless Design
-  Can be Paralleled (up to 10 Nos.)
-  Remote Monitoring / Control
-  Designed for Lead / Lithium Batteries
-  Minimum Losses & Maximum Efficiency
-  100% Unbalanced Output per Phase, Max 50% Rated Power per Phase

Technical Specifications

SINGLE PHASE HYBRID INVERTER

Model	SEL-0304HY1P	SEL-3605HY1P	SEL-0506HY1P	SEL-0608HY1P	SEL-0810HY1P	SEL-1012HY1P
Battery Input Data						
Battery Type	Lead-acid or Lithium-ion					
Battery Voltage Range (V)	40-60					
Max. Charging Current (A)	70	90	120	135	190	210
Max. Discharging Current (A)	70	90	120	135	190	210
Charging Strategy for Li-ionBattery	Self-adaption to BMS					
Number of Battery Input	1					
PV Input String Data						
Max. PV Input Power (W)	4800	5760	8000	9600	12800	16000
Max. PV Input Voltage (V)	500					
Start -up Voltage (V)	125					
MPPT Voltage Range (V)	150-425					
Rated PV Input Voltage (V)	370					
Max.OperatingPV InputCurrent(A)	18	18+18			26+26	
Max.Input Short-CircuitCurrent(A)	27	27+27			34+34	
No. of MPPT Trackers/ No. of Strings MPPT Tracker	1/1	2/1+1			2/2+2	
AC Input/Output Data						
Rated Output Apparent Power (VA) (@ 0.8 PF)	3750	4500	6250	7500	10000	12500
Rated Output Power (W)	3000	3600	5000	6000	8000	10000
Rated AC Output Current(A)	13.1	15.7	21.8	26.1	34.8	43.5
Max. AC Input/Output Current(A)	14.4	17.3	24	28.7	38.3	47.9
Peak Power (off-grid)(W)	2 times of rated power, 10s					
Power Factor Adjustment Range	0.8 leading to 0.8 lagging					
Rated Input/Output Voltage Range (Vac)	220/230 0.85Un-1.1Un					
Rated Frequency(Hz)	50-60 Hz					
Grid Connection Form	L+N+PE					
Total Current Harmonic Distortion THDi	<3% (of nominal power)					
Efficiency						
Max. Efficiency	97.60%					
Euro Efficiency	96.50%					
MPPT Efficiency	>99%					
Equipment Protection						
Protection	PV Polarity Reverse Connection Protection, AC Output Overcurrent Protection, Thermal Protection, ACOutput Overvoltage Protection, AC Output Short Circuit Protection, Island Protection Monitoring, Battery Power Polarity Protection, SPD Inbuilt					
Surge Protection	TYPE II(DC), TYPE II(AC)					
Interface						
Communication Interface	RS485/RS232/CAN					
Remote Monitoring	GPRS/WIFI					
General Data						
Operating Temperature Range (°c)	-40 TO + 60°C, (>45°C Derating)					
Permissible Ambient Humidity	0-100%					
Permissible Altitude	2000m					
Ingress Protection(IP) Rating	IP65					
Inverter Topology	Non-Isolated					
Over Voltage Category	OVC II(DC), OVC III(AC)					
Cabinet Size (WxHxD mm)	330x433x229			330x580x232	420x670x233	
Weight (kg)	17			24.9	35.6	
Type of Cooling	Natural Cooling			Intelligent Air Cooling		

THREE PHASE RESIDENTIAL SERIES ON-GRID INVERTER DATASHEET

SEL 5.00N-3P | SEL 6.00N-3P
SEL 8.00N-3P | SEL 10.00N-3P
SEL 12.00N-3P



BIS Certified



10 Years Warranty



Easy to Service



Cloud Based Monitoring



Zero Export & VSG Application



Low Start-Up Voltage of 80V



Wide Output Voltage Range



Inbuilt Wifi GPRS (Optional)



20A String Current



Suited for Outdoor

Technical Specifications

THREE PHASE ON-GRID INVERTER

MODEL	SEL 5.0ON-3P	SEL 6.0ON-3P	SEL 8.0ON-3P	SEL 10ON-3P	SEL 12ON-3P
Input Side					
MAX. DC Input Power (KW)	6.5	7.8	10.4	13	15.6
MAX. DC Input Voltage (v)	1100				
Start up DC Input Voltage(V)	140				250
MPPT Operating Range (v)	120-1000				200-1000
MAX DC Input Current (A)	20+20				
MAX Short Circuit Current (A)	30+30				
No. Of MPP Tracker	2				
No. strings per MPP Tracker	1+1				
Output Side					
Rated Output Power (KW)	5	6	8	10	12
MAX. Active Power (KW)	5.5	6.6	8.8	11	13.2
Rated Output Voltage/range (V)	400V AC (3P + N + E)				
Rated Grid Frequency (Hz)	50/60(optional)				
Operating Phase	Three Phase				
Rated Ac Grid Output Current	7.6/7.2	9.1/8.7	12.1/11.6	15.2/14.5	18.2/17.4
Max. AC Output Current (A)	8.3/8	10/9.6	13.3/12.7	16.7/15.9	20/19.1
Output Power Factor	0.8 Leading to 0.8 lagging				
Total Harmonics Current Distortion (THDi)	<0.3%				
DC Injection Current (mA)	<0.5%				
Grid Frequency Range (Hz)	45-55				
Efficiency					
Max. Efficiency (Inverter)	98.30%				
Euro Efficiency	97.50%				
MPPT Efficiency	>99%				
Protection					
DC Reverse - Polarity Protection	Yes				
AC Short Circuit Protection	Yes				
AC Output Overcurrent Protection	Yes				
Output Overvoltage Protection	Yes				
Insulation Resistance Protection	Yes				
Ground Fault Monitoring	Yes				
Anti- Islanding Protection	Yes				
Temperature Protection	Yes				
Integrated DC Switch	Yes				
Remote Software Upload	Yes				
Remote Change Operating Parameters	Yes				
Surge Protection	DC Type II / AC Type II				
General Data					
Size(mm)	330Wx457Hx203D				
Colour Shade	383636 & 716C				
Weight(kg)	11				
Topology	Transformerless				
Internal Consumption	<1W(Night)				
Operating Temperature	-25°C to + 60°C (derating above 45°)				
Ingress Protection	IP65				
Noise Emission (Typical)	≤ 30dB				
Cooling Type	Natural Cooling				
Max. Operating Altitude Without Derating	4000m				
Certifications	IEC 62116, IEC 61727, IEC60068-2-1,2,14,30,27,64 , IEC 61683, IEC 61000 1/2, IEC 62109-1&2				
Humidity	0-100% (Non Condensing)				
Features					
Display	LCD1602				
Interface	RS485/RS232/Wifi/GPRS				

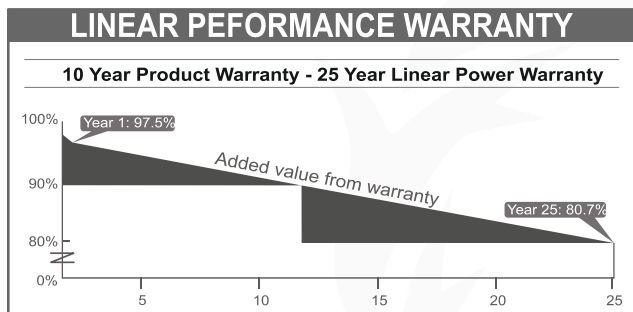
PV Module

40-545Wp

Seltrik polycrystalline solar module has 36 cells of high performance. To improve the light absorption and efficiency these modules use an advanced surface texturing process. Seltrik PV modules have anti dust coating which improves the overall performance and increases the power generation. The cells used in Seltrik PV Modules have 25 years limited warranty on power output and 5 years limited warranty on materials or efficiency.

Features

- » Electroluminescence tested for microcracks
- » Mismatch losses in field are minimized due to sortation of cells by power and current
- » High fill factor for improved energy conversion efficiency
- » For wattage ranging from 200 and above, 72 cell configurations are used



Applications

- » Off-grid residential systems
- » On-grid rooftop residential, commercial and industrial rooftop installations
- » Solar Pumping applications



BETTER DESIGN FOR IMPROVED PERFORMANCE

Latest 5 Busbar configuration is used for better module efficiency and power output



HIGHLY DURABLE

High strength frame design can withstand front load of upto 5400 Pa and rear load of upto 2400 Pa to counter heavy winds and snowfall



BETTER PERFORMANCE IN LOW LIGHT AND HIGH TEMPERATURE

Improved temperature coefficient provides highly effective performance even in high temperature and advanced glass ensures high performance in low light.



HIGH PERFORMANCE OVER YEARS

SELTRIK PV modules are designed to deliver 80% performance even after 25 years of service.

PV MODULE RANGE

ELECTRICAL PARAMETERS

	MONOCRYSTALLINE				POLYCRYSTALLINE									
	150W 12V	200W 12V	400W 24V	545W 24V	40W 12V	50W 12V	60W 12V	75W 12V	110W 12V	165W 12V	200W 12V	250W 24V	335W 12V	335W 24V
Pmax. (Wp)	20.21	20.33	40.67	41.9	18	18	18	18.2	19.1	18	36	19.1	38.2	
Rated Voltage VMP (V)	7.43	9.84	9.84	13.02	2.22	2.78	3.33	4.17	6.05	8.64	11.11	6.94	17.54	8.77
Rated Current IMP (A)	24.12	24.48	48.6	49.81	21.6	21.6	21.6	21.6	21.6	21.6	43.2	22.5	45	
Open Circuit Voltage VOC (V)	7.82	10.1	10.1	13.9	2.33	2.92	3.5	4.38	6.22	8.94	11.66	7.29	18.2	9.12
Short Circuit Current ISC (A)	18.82	19.69	20.25	21.12	13.27	13.78	16.53	14.51	16.42	16.24	15.15	15.48	17.46	17.46
Module Efficiency (%)	36	36	72	72	36	36	36	36	36	36	72	72	72	72
Solar Cells per Module	661	675	995	1133	666	666	666	666	666	675	981	981	981	981
Module Dim. Width (W) mm	1206	1505	1985	2278	432	545	545	776	1000	1505	1346	1646	1956	1956
Module Dim. Length (L) (mm)	30	30	35	35	30	30	30	30	30	30	34	34	35	35
Module Dim. Depth (D) (mm)	10	13	25.5	28	4.0	4.7	4.7	6.6	8.8	13.0	16.0	20.0	25	25
Weight Net/Gross (Approx) (Kg)	632	640	960	1083	632	632	632	632	632	632	950	950	950	950
Mounting (C to C) (W) (mm)	581	741.5	800	990	300	300	300	388	503	741.5	800	800	800	800
Mounting (C to C) (L) (mm)	6*9	6*9	6*9	9*14	6*9	6*9	6*9	6*9	6*9	6*9	6*9	6*9	6*9	6*9
Size of Mounting Hole (mm)	1000	1500	1500				600				1000		1500	
Maximum System Voltage (V)														

COMMON FEATURES

Junction Box	IP 65 - IP 68
Solar Cell	Poly Crystalline (Mono, Mono Perc- Optional)
Frame	Anodized Aluminium Alloy
Front Glass (Thickness) (mm)	3.2mm, Tempered Glass
Standard Test Condition (STC)	1000W/M ² . 25°C, AM 1.5 (within the measurement tolerance of ±5 %)
Relative Humidity at 85°C (%)	85
Temperature coefficients of Voc (%)	-0.32 % /°C
Temperature coefficients of Pm (%)	-0.45 % /°C
Max. Permitted Module Temperature	-40 C to + 85°C
Tolerance on Electrical Parameter (%)	± 15 %

Our Channel Partners



Bhardwaj Enterprises, Aligarh



Rajo Traders - Bijnor



Shri Bajrangbali Traders, Budaun



S.P Corporation - Chandausi

Rooftops

Solar On Grid Power Plants

1000+ Projects Installed

Description

SunGarner has successfully installed solar roof top projects of various capacities on turnkey basis not only within township area but also in rural parts of India. The Government of India approved R&D and complete in house manufacturing gives our customer a wide array of sustainable and affordable solutions to choose from for their home, commercial and industrial applications.

Features & Applications

- » Low energy cost > 5INR/KWH
- » Negligible maintenance cost
- » Suitable for sheds/RCC roofs/parking lots
- » Accelerated depreciation for commercial applications
- » Payback Time less than 4 years
- » Panel life 25 years
- » Net metering facility

Save Upto
70% on your
Electricity
bills

Enjoy
benefits of
Accelerated
depreciation

Make your
idle Roof a
Sources of
your Earning

A solution for
rising tariffs
of Electricity

Save diesel
cost of your
DG sets

Return on
Investment
in 3-4 years

20%
Return on
Investment

Latest Projects



Capacity: 6MWh
Location: Tripura



Capacity: 1.8MWP
Location: V N Dyers & Processors Pvt. Ltd, Gorakhpur



Capacity: 504 kWp
Location: Awadh Rails, Haridwar



Capacity: 300kWp
Location: Placero International Pvt. Ltd.(Sonipat)



Capacity: 250 kWp
Location: Radiant Chemtech Pvt. Ltd. Greater Noida, UP



Capacity: 200 kWp
Location: Geeta Vatika, Gorakhpur, UP



Capacity: 180kWp
Location: Bhutan Power Corporation Rubessa-Bhutan



Capacity: 170kWp
Location: Marvel Wires, Rorkee, UK



Why SELTRIK



Dispatches:



Export Shipment



Domestic Supply

OUR CLIENTS



Our Global Presence



- 📍 UAE
- 📍 NIGERIA
- 📍 ZIMBABWE
- 📍 UGANDA
- 📍 YEMEN
- 📍 OMAN
- 📍 LEBANON
- 📍 AFGHANISTAN
- 📍 NEPAL
- 📍 BHUTAN



SunGarner®

SUNGARNER ENERGIES LIMITED

Corporate & Factory :

Plot No. 113, Udyog Kendra -II, Sector Ecotech -III ,
Greater Noida, Gautam Buddh Nagar, U.P. 201306, India

SELTRIK ELECTRIC INDIA PRIVATE LIMITED

Address:

1101, 11 Floor, GMIT Park Sector-142, Noida,
Uttar Pradesh - 201305

Middle East and North Africa :

PO Box 924, Postal Code 112, Sultanate of Oman

Email : info@sungarner.com

Toll Free : 1800-102-2748

Sales Enquiry  : +91-97175-58008

Service Helpline  : +91-74287-44995



Contact at: